

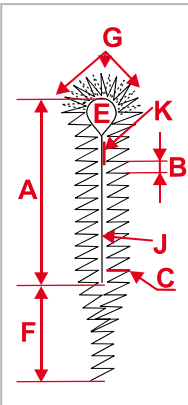


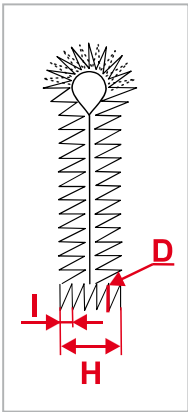
## Technical Specifications ES-505

<b>Stitch Type</b>	Single needle double chainstitch with or without gimp (401)	
<b>Sewing Speed</b>	up to 2,700 spm	
<b>Buttonhole Length</b> AF Model LTT Model CT Model Ultraflex Model RDE Model	Adjustable in increments of 1 mm 8 to 50 mm; 2 to 3.5 mm* 13 to 38 mm with change of clamp kits: 14 to 26, 22 to 35 mm 13 to 30 mm 2 to 7 mm	A
<b>Buttonhole Types</b>		
<b>Sewing Start in Round End Buttonhole</b>		
<b>Stitch Den'sity</b>	0.5 - 2.0 mm adjustable in increments of 0.1 mm	B
<b>Automatic Cutting Length</b>	yes	
<b>Stitch Bite</b>	1.6 - 3.0 mm	C
<b>Eye Shape (X;Y) mm</b>	No Eye; 2.2 x 3.0; 2.8 x 4.2; 3.0 x 4.6; 3.2 x 5.0; 3.4 x 4.2	E
<b>Fly Bar Length</b>	3,0 - 20,0 mm	F
<b>Number of Eye Stitches</b>	4 to 20	G
<b>Number of Stitches in the round end</b>	4 to 20	
<b>Length of Crossbar</b>	3 to 6.5 mm	H
<b>Crossbar density</b>	0.5 - 1.5 mm adjustable in increments of 0.1 mm	I
<b>Clamp Foot Height</b>	12 mm	
<b>Sewing Thickness</b>	8 mm	
<b>Buttonhole Cutting</b>	Cut Before, Cut After, No Cut, Partial	J
<b>Cutting Space</b>	-0.5 to 1.2 mm	K
<b>Thread Trimming</b>	AF top thread only RDE all threads short CT all threads short LTT all threads long	
<b>Cycle Sewing</b>	21 buttonhole combinations in 47 programs	
<b>Sewing Light</b>	in the head	
<b>Recommended Needle</b>	AMF Reece Series 579, size Nm 90, 100, 110	
<b>Recommended Thread</b>	High Quality Core Spun Polyester; size 80, 100, 120; gimp size 30 and higher	
<b>Air Requirement</b>	0.5 MPa (5 bar), (72 psi)	
<b>Electrical Supply</b>	230V, 50/60 Hz 1 phase (according to EN 60204-1)	
<b>Dimensions Head and Table</b>	1200 mm (w) x 790 mm (D) x 1140 mm (H)	
<b>Weight</b>	230 kg	
<b>Dimensions Packed</b>	1250 mm (w) x 1350 mm (D) x 1460 mm (H)	
<b>Weight</b>	330 kg	

Flybar



Crossbar



Eye Shape (X;Y) mm

